



**Dianna Spieker  
Tom Green County Treasurer**

**FY 2026 Monthly Report  
December 2025**

THE STATE OF TEXAS ()  
COUNTY OF TOM GREEN ()  
AFFIDAVIT ()

Pursuant to LGC 114.026, I, Dianna M Spieker, Tom Green County Treasurer, hereby submit the Treasurer's Monthly Report. This report includes, but is not limited to, money received and disbursed; debts due to (if known) and owed by the county; and all other proceedings in the treasurer's office that pertain to the County's financial standing.

The Treasurer's cash balances, and the Auditor's general ledger cash balance are in agreement. Bank statements have been reconciled, and any adjustments or irreconcilable differences have been duly noted. Any amounts identified as irreconcilable will remain in transit until such time as they are verified and reconciled within the individual bank statements.


Pursuant to GC 2256.023, internal investment reports are submitted quarterly.


As a matter of internal accounting procedure, interest earnings posted by financial institutions on the last business day of the month are not included in the combined statement of receipts and disbursements until the following month. Credit card and e-filing revenues are deposited into clearing accounts and reconciled monthly; any funds not previously recorded are credited the following month. These amounts are disclosed within this report.

The total amount of deposits in custody as of the date of this report equals the balances reflected on the combined statement of receipts and disbursements listed on page 2.

Therefore, Dianna Spieker, County Treasurer of Tom Green County, Texas, who is fully sworn, upon oath, states that the attached report is true and correct to the best of her knowledge at the time of presentation to the court.

Filed with accompanying vouchers this, the 27<sup>th</sup> Day of January 2026.

  
Dianna Spieker, Treasurer, Tom Green County / Date

 1/21/2026  
Jennifer Englert, Chief Deputy, Tom Green County / Date


Commissioners Court, having reviewed the Treasurer's Report on this date, as presented, having taken reasonable steps to ensure its accuracy, and based upon presentations of the Treasurer's Office, approves the report, subject to the county auditor's review and request that it be filed with the official minutes of this meeting. {LGC 114.026(c)}

In addition, the signatures below affirm that the Treasurer's Report complies with the statutes as referenced. {LGC 114.026(d)}

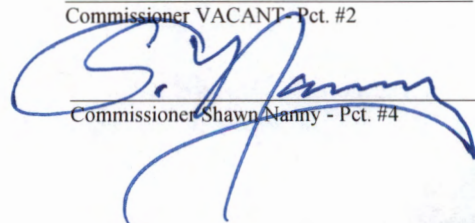
The affidavit must state the amount of the cash and other assets in the county treasurer's custody at the time of the examination. {LGC 114.026(d)} **\$ 81,722,173.27** Month Ending Balance

  
County Judge Lane Carter

  
Commissioner Ralph Hoelscher - Pct. #1

  
Commissioner Rick Bacon - Pct. #3

Commissioner VACANT - Pct. #2

  
Commissioner Shawn Nanny - Pct. #4

# *Treasurer's Monthly Report*

*Prepared by Dianna Spieker, Tom Green County Treasurer*

## **Section 1 – Fund Balances**

Summary of Funds

Page 3

Trial Balance for Cash Per Fund

Page 6

Trial Balance for Investments Per Fund

Page 22

## **Section 2 - Cash Flow**

Interest Rates

Page 24

Interest Earnings Posted in Munis

Page 25

Bank Service Charge

Page 24

Credit Card and Efile Accounts

Page 27

## **Section 3 - Debt**

Bond Indebtedness

Page 30

## **Section 4 - Collateral**

First Financial Bank Collateral

Funds the Bank has pledged on behalf of Tom Green County, per the Bank Depository Bid.

Page 33

# Summary of Funds

## Short Codes for Bank Accounts

OPER – Operating Bank Account  
Bond – Debt Bank Account  
CAFÉ – Cafeteria 125 IRS Trust  
LPPF – Local Provider Participation Fund  
ZP CAFÉ – Zesch Pickett Cafeteria  
FORT – Forfeiture  
JUV – Juvenile State Funds  
CSCD – Adult State Funds  
PAYL – Payroll  
GRANT – Grant Funds  
WIRE – Wire Clearing Account

# Trial Balance

Cash	11010
Securities	11512
Certificates of Deposits	11513
Discount on Securities	11514
Texas Class	11515
Texpool	11517
Texpool Prime	11518



**Detailed by Type Monies Held by Treasurer Spieker  
January-26**

<u>Bank</u>					<u>LGIP</u>			
<u>Account</u>	<u>#</u>	<u>FUND</u>	<u>TOTAL</u>	<u>First Financial</u>	<u>LGIP Texas Class</u>	<u>Texpool/PRIME</u>	<u>CD's</u>	<u>TEXSTAR LOGIC</u>
OPER	001	GENERAL	41,669,241.40	2,496,537.43	9,150,184.16	4,450,466.87	15,193,000.00	10,379,052.94
OPER	005	R&B #1&3	398,947.69	398,947.69				
OPER	006	R&B #2&4	726,113.55	726,113.55				
CAFÉ	009	CAFÉ' TRUST	61,833.54	61,833.54				
OPER	010	CO. LAW LIBR.	154,971.55	154,971.55				
ZP	011	ZP-CAFÉ	5,000.00	5,000.00				
OPER	012	JCTF	51,416.97	51,416.97				
OPER	013	DC TECH	66,900.41	66,900.41				
OPER	014	LANG ACCESS	47,526.53	47,526.53				
OPER	015	LIBR DONATE	599,624.07	599,624.07				
OPER	016	RECORDS MGT-DC	10,542.33	10,542.33				
OPER	018	CRTHSE SEC	96,278.39	96,278.39				
OPER	019	CC/RM	154,789.85	154,789.85				
OPER	021	CIP DONATE	17,005.41	17,005.41				
OPER	022	BATES	89,273.20	89,273.20				
OPER	023	DIST/COUNTY TECH	31,465.59	31,465.59				
OPER	024	SPEC COURT	69,806.65	69,806.65				
OPER	025	COURT FAC FEE FUND	154,959.79	154,959.79				
OPER	026	SPEC REV TRIALS	1,000,000.00	1,000,000.00				
GRANT	027	TCDP	5.00	5.00				
OPER	028	TRU/Pre Diversion	198,352.50	198,352.50				
OPER	029	CLERK OF THE COURT	101,280.77	101,280.77				
OPER	030	CC PRESERV	481,316.40	481,316.40				
OPER	031	CC	15,833.36	15,833.36				
OPER	032	CC ARCHIVE	240,491.11	240,491.11				
OPER	035	Child Abuse	1,718.03	1,718.03				
OPER	036	Third Crt of Appeals	1,504.11	1,504.11				
OPER	037	Justice Security	226,809.01	226,809.01				
OPER	038	WASTEWATER	230.00	230.00				
OPER	040	JUDICIAL ED & SUPPORT	9,057.59	9,057.59				
OPER	041	CA-Pretrial	234,807.36	234,807.36				
OPER	043	DA-Pretrial	130,342.40	130,342.40				
OPER	044	CRTRPTSV	98,069.13	98,069.13				
OPER	045	CO ATTY	3,993.62	3,993.62				
OPER	046	COUNTY JURY FUND	40,264.55	40,264.55				
OPER	047	JURY DONATE	60.00	60.00				
OPER	048	ELECT CNTRCT	230,047.95	230,047.95				
OPER	050	51ST D.A. ST	1,836.89	1,836.89				
OPER	051	LATERAL RDS	104,436.45	104,436.45				
FORT	052	51ST D.A.	559,128.46	559,128.46				



**Detailed by Type Monies Held by Treasurer Spieker  
January-26**

<u>Bank</u>					<u>LGIP</u>			
<u>Account</u>	<u>#</u>	<u>FUND</u>	<u>TOTAL</u>	<u>First Financial</u>	<u>LGIP Texas Class</u>	<u>Texpool/PRIME</u>	<u>CD's</u>	<u>TEXSTAR</u> <u>LOGIC</u>
OPER	053	51ST DA OUTER CNTY	11,697.18	11,697.18				
LPPF	054	LPPF	20,877,757.20	20,877,757.20				
OPER	055	119TH DA ST	2,862.45	2,862.45				
OPER	056	STATE FEES-CIVIL	83,044.47	83,044.47				
FORT	058	119TH DA SPEC	29,525.81	29,525.81				
OPER	059	119TH DA OUTER CNTY	191,600.81	191,600.81				
CSCD	061	BIPP	5,070.72	5,070.72				
CSCD	062	AIC/CHAP PROGRAM	(87,071.30)	(87,071.30)				
CSCD	063	TAIP/CSC GRNT	62,791.66	62,791.66				
CSCD	064	D.T.P.	12,938.91	12,938.91				
CSCD	065	CSCD	2,542,480.64	2,542,480.64				
CSCD	066	CRTC	756,749.79	756,749.79				
CSCD	069	SUB. ABUSE	36,382.51	36,382.51				
OPER	071	ST & MPL FEES	26,281.61	26,281.61				
OPER	072	CCC	179,825.69	179,825.69				
OPER	073	GRAFFITI	694.10	694.10				
OPER	077	Unclaimed Property	20,385.01	20,385.01				
OPER	078	Bail Bond Board	755,536.15	0.00	355,536.15		400,000.00	
OPER	079	7th Region	(7,318.00)	(7,318.00)				
OPER	082	JUDICIAL-Dist/JP	39,221.77	39,221.77				
OPER	085	JUSTCT JP4 EQUIP	63,632.21	63,632.21				
BOND	089	2015 IS	1,212,142.93	1,212,142.93				
PAYL	095	PAYROLL	4,095.88	4,095.88				
OPER	097	LEOSE/Sheriff	32,796.13	32,796.13				
OPER	098	CRSFF	957.02	957.02				
OPER	100	CA LEOSE	2,914.19	2,914.19				
OPER	102	Const 1 LEOSE	7,982.73	7,982.73				
OPER	103	Const 2 LEOSE	11,104.71	11,104.71				
OPER	104	Const 3 LEOSE	4,405.63	4,405.63				
OPER	105	Const 4 LEOSE	5,455.86	5,455.86				
CSCD	109	TCOMI	22,258.06	22,258.06				
OPER	110	JDPF	54,939.46	54,939.46				
OPER	111	CJ EXCESS	23,263.16	23,263.16				
OPER	112	JUV Restitution	5,080.14	5,080.14				
OPER	114	Child Safety	52,609.76	52,609.76				
CSCD	116	CRTC-Female	1,034,532.81	1,034,532.81				
OPER	117	JUV Unclaimed Rest	5,952.68	5,952.68				
OPER	124	OPIOD	199,961.01	199,961.01				
PAYL	125	PAYL-Benefit	31,519.32	\$31,519.32				
CSCD	150	CCP	25,751.84	25,751.84				



# Detailed by Type Monies Held by Treasurer Spieker

January-26

<u>Bank</u>						<u>LGIP</u>			
<u>Account</u>	<u>#</u>	<u>FUND</u>	<u>TOTAL</u>	<u>First Financial</u>	<u>LGIP Texas Class</u>	<u>Texpool/PRIME</u>	<u>CD's</u>	<u>TEXSTAR</u>	<u>LOGIC</u>
CSCD	155	CCP	9,032.39	9,032.39					
CSCD	156	CCP	7,876.20	7,876.20					
CSCD	157	Pretrail Diversion	37,404.40	37,404.40					
FORT	401	Sheriff	166,314.73	166,314.73					
JUV	503	Com Cor/Reg	117,867.92	117,867.92					
JUV	504	IV-E Prog Reg	123,519.59	123,519.59					
JUV	508	PSJPO/REG/123	13,423.28	13,423.28					
JUV	509	PY INT/Reg	28,525.64	28,525.64					
JUV	517	IV-E Prog Int Coke	22,466.76	22,466.76					
JUV	541	Diversion TGC	1,778.00	1,778.00					
JUV	542	TJJD AWARD	88,791.68	88,791.68					
JUV	543	PREA	0.00	0.00					
JUV	565	STATE AID REG	28,460.95	28,460.95					
JUV	566	STATE SAL REG	11,406.58	11,406.58					
JUV	575	STATE AID REG	196,235.13	196,235.13					
JUV	576	STATE SAL TGC	263,714.55	263,714.55					
JUV	577	DSA DETENTION	467,983.98	467,983.98					
JUV	582	TYC	42,592.60	42,592.60					
JUV	583	IV-E Program	1,122,114.21	1,122,114.21					
JUV	595	GRANT M	22,006.98	22,006.98					
JUV	596	GRANT S	60,930.50	60,930.50					
JUV	597	IV-E Prog Int TGC	94,169.13	94,169.13					
JUV	599	PY INTEREST	59,879.50	59,879.50					
OPER	600	Mandated	(3,403.01)	(3,403.01)					
OPER	613	DA Grants	(25,365.36)	(25,365.36)					
OPER	622	CV PUB DEF	(691,572.71)	(691,572.71)					
OPER	625	CA Grants	(6,123.00)	(6,123.00)					
OPER	631	SB 22	2,053,936.95	2,053,936.95					
OPER	654	Sheriff Grants	(40,292.83)	(40,292.83)					
OPER	699	Misc Block Grants	1,021,404.21	1,021,404.21					
		<b>TOTAL</b>	<b>\$81,722,173.27</b>	<b>\$ 41,793,933.15</b>	<b>\$9,505,720.31</b>	<b>\$4,450,466.87</b>	<b>\$15,593,000.00</b>	<b>\$10,379,052.94</b>	

0.00

Verify Balance Versus GL  
Net Zero

**\$ 81,722,173.27**

**11010 \$ 41,793,933.15**

**115\*\* \$ 39,928,240.12**

# TOM GREEN COUNTY



## ACCOUNT SUMMARY TRIAL BALANCE FOR FY26/DEC TO DEC

FUND 0001

ACCOUNT ACCOUNT NAME	BEG. BALANCE	ORG	DEBITS	CREDITS	NET CHANGE	END BALANCE
0001 11010		0001				
CASH	1,583,390.33		14,033,216.07	13,120,068.97	913,147.10	2,496,537.43
TOTALS FOR FUND 0001						
GENERAL FUND	1,583,390.33		14,033,216.07	13,120,068.97	913,147.10	2,496,537.43
0005 ROAD & BRIDGE PRECINCT 1 & 3						
0005 11010		0005				
CASH	398,725.74		36,433.18	36,211.23	221.95	398,947.69
TOTALS FOR FUND 0005						
ROAD & BRIDGE PRECINCT 1 & 3	398,725.74		36,433.18	36,211.23	221.95	398,947.69
0006 ROAD & BRIDGE PRECINCT 2 & 4						
0006 11010		0006				
CASH	719,013.25		32,023.66	24,923.36	7,100.30	726,113.55
TOTALS FOR FUND 0006						
ROAD & BRIDGE PRECINCT 2 & 4	719,013.25		32,023.66	24,923.36	7,100.30	726,113.55
0009 CAFETERIA PLAN TRUST						
0009 11010		0009				
CASH	57,130.27		7,147.68	2,444.41	4,703.27	61,833.54
TOTALS FOR FUND 0009						
CAFETERIA PLAN TRUST	57,130.27		7,147.68	2,444.41	4,703.27	61,833.54
0010 COUNTY LAW LIBRARY						
0010 11010		0010				
CASH	155,806.71		4,698.42	5,533.58	-835.16	154,971.55
TOTALS FOR FUND 0010						
COUNTY LAW LIBRARY	155,806.71		4,698.42	5,533.58	-835.16	154,971.55
0011 CAFETERIA/ZP						
0011 11010		0011				
CASH	5,000.00		2,444.41	2,444.41	.00	5,000.00
TOTALS FOR FUND 0011						
CAFETERIA/ZP	5,000.00		2,444.41	2,444.41	.00	5,000.00
0012 JUSTICE COURT TECHNOLOGY						
0012 11010		0012				
CASH	49,753.34		1,663.63	.00	1,663.63	51,416.97
TOTALS FOR FUND 0012						
JUSTICE COURT TECHNOLOGY	49,753.34		1,663.63	.00	1,663.63	51,416.97
0013 DISTRICT CLERK TECHNOLOGY FUND						
0013 11010		0013				
CASH	66,748.22		152.19	.00	152.19	66,900.41

60



# TOM GREEN COUNTY

## ACCOUNT SUMMARY TRIAL BALANCE FOR FY26/DEC TO DEC

FUND 0014

ACCOUNT ACCOUNT NAME	BEG. BALANCE	ORG	DEBITS	CREDITS	NET CHANGE	END BALANCE
TOTALS FOR FUND 0013						
DISTRICT CLERK TECHNOLOGY FUND	66,748.22		152.19	.00	152.19	66,900.41
0014 LANGUAGE ACCESS FUND						
0014 11010		0014				
CASH	46,363.38		1,163.15	.00	1,163.15	47,526.53
TOTALS FOR FUND 0014						
LANGUAGE ACCESS FUND	46,363.38		1,163.15	.00	1,163.15	47,526.53
0015 LIBRARY DONATIONS						
0015 11010		0015				
CASH	597,665.67		3,011.50	1,053.10	1,958.40	599,624.07
TOTALS FOR FUND 0015						
LIBRARY DONATIONS	597,665.67		3,011.50	1,053.10	1,958.40	599,624.07
0016 COUNTY RECORDS MGMT FUND						
0016 11010		0016				
CASH	10,510.79		31.54	.00	31.54	10,542.33
TOTALS FOR FUND 0016						
COUNTY RECORDS MGMT FUND	10,510.79		31.54	.00	31.54	10,542.33
0018 COURTHOUSE SECURITY						
0018 11010		0018				
CASH	93,397.53		3,320.00	439.14	2,880.86	96,278.39
TOTALS FOR FUND 0018						
COURTHOUSE SECURITY	93,397.53		3,320.00	439.14	2,880.86	96,278.39
0019 COUNTY RECORDS MANAGEMENT						
0019 11010		0019				
CASH	153,441.69		5,643.06	4,294.90	1,348.16	154,789.85
TOTALS FOR FUND 0019						
COUNTY RECORDS MANAGEMENT	153,441.69		5,643.06	4,294.90	1,348.16	154,789.85
0021 CRISIS INTERVENTION DONATIONS						
0021 11010		0021				
CASH	17,030.16		36.04	60.79	-24.75	17,005.41
TOTALS FOR FUND 0021						
CRISIS INTERVENTION DONATIONS	17,030.16		36.04	60.79	-24.75	17,005.41
0022 LIBRARY BATES FUND						
0022 11010		0022				
CASH	89,083.43		189.77	.00	189.77	89,273.20

# TOM GREEN COUNTY



## ACCOUNT SUMMARY TRIAL BALANCE FOR FY26/DEC TO DEC

FUND 0023

ACCOUNT ACCOUNT NAME	BEG. BALANCE	ORG	DEBITS	CREDITS	NET CHANGE	END BALANCE
TOTALS FOR FUND 0022						
LIBRARY BATES FUND	89,083.43		189.77	.00	189.77	89,273.20
0023 DISTRICT/COUNTY CRT TECH FUND						
0023 11010		0023				
CASH	31,176.52		289.07	.00	289.07	31,465.59
TOTALS FOR FUND 0023						
DISTRICT/COUNTY CRT TECH FUND	31,176.52		289.07	.00	289.07	31,465.59
0024 SPECIALTY COURT						
0024 11010		0024				
CASH	68,722.69		1,229.19	145.23	1,083.96	69,806.65
TOTALS FOR FUND 0024						
SPECIALTY COURT	68,722.69		1,229.19	145.23	1,083.96	69,806.65
0025 COURT FACILITY FEE FUND						
0025 11010		0025				
CASH	152,465.52		2,494.27	.00	2,494.27	154,959.79
TOTALS FOR FUND 0025						
COURT FACILITY FEE FUND	152,465.52		2,494.27	.00	2,494.27	154,959.79
0026 SPECIAL VENUE TRIALS RESERVE						
0026 11010		0026				
CASH	1,000,000.00		2,132.80	2,132.80	.00	1,000,000.00
TOTALS FOR FUND 0026						
SPECIAL VENUE TRIALS RESERVE	1,000,000.00		2,132.80	2,132.80	.00	1,000,000.00
0027 TX COMMUNITY DEV BLOCK GRANT						
0027 11010		0027				
CASH	5.00		.00	.00	.00	5.00
TOTALS FOR FUND 0027						
TX COMMUNITY DEV BLOCK GRANT	5.00		.00	.00	.00	5.00
0028 YOUTH DIVERSION ACCOUNT						
0028 11010		0028				
CASH	196,531.69		2,237.87	417.06	1,820.81	198,352.50
TOTALS FOR FUND 0028						
YOUTH DIVERSION ACCOUNT	196,531.69		2,237.87	417.06	1,820.81	198,352.50
0029 CLERK OF THE COURT ACCOUNT						
0029 11010		0029				
CASH	100,567.61		8,502.90	7,789.74	713.16	101,280.77



## ACCOUNT SUMMARY TRIAL BALANCE FOR FY26/DEC TO DEC

FUND 0030

ACCOUNT ACCOUNT NAME	BEG. BALANCE	ORG	DEBITS	CREDITS	NET CHANGE	END BALANCE
TOTALS FOR FUND 0029						
CLERK OF THE COURT ACCOUNT	100,567.61		8,502.90	7,789.74	713.16	101,280.77
0030 CNTY CLERK PRESERV & ARCHIVE						
0030 11010		0030				
CASH	463,063.80		18,785.60	533.00	18,252.60	481,316.40
TOTALS FOR FUND 0030						
CNTY CLERK PRESERV & ARCHIVE	463,063.80		18,785.60	533.00	18,252.60	481,316.40
0031 GUARDIANSHIP FUND						
0031 11010		0031				
CASH	15,169.97		663.39	.00	663.39	15,833.36
TOTALS FOR FUND 0031						
GUARDIANSHIP FUND	15,169.97		663.39	.00	663.39	15,833.36
0032 CNTY CLERK ARCHIVE						
0032 11010		0032				
CASH	236,087.91		16,047.48	11,644.28	4,403.20	240,491.11
TOTALS FOR FUND 0032						
CNTY CLERK ARCHIVE	236,087.91		16,047.48	11,644.28	4,403.20	240,491.11
0035 CHILD ABUSE PREVENTION						
0035 11010		0035				
CASH	1,708.62		9.41	.00	9.41	1,718.03
TOTALS FOR FUND 0035						
CHILD ABUSE PREVENTION	1,708.62		9.41	.00	9.41	1,718.03
0036 THIRD COURT OF APPEALS						
0036 11010		0036				
CASH	880.55		626.22	2.66	623.56	1,504.11
TOTALS FOR FUND 0036						
THIRD COURT OF APPEALS	880.55		626.22	2.66	623.56	1,504.11
0037 JUSTICE COURT SECURITY						
0037 11010		0037				
CASH	225,532.18		2,264.33	987.50	1,276.83	226,809.01
TOTALS FOR FUND 0037						
JUSTICE COURT SECURITY	225,532.18		2,264.33	987.50	1,276.83	226,809.01
0038 WASTEWATER TREATMENT						
0038 11010		0038				
CASH	650.00		251.20	671.20	-420.00	230.00

# TOM GREEN COUNTY



## ACCOUNT SUMMARY TRIAL BALANCE FOR FY26/DEC TO DEC

FUND 0040

ACCOUNT ACCOUNT NAME	BEG. BALANCE	ORG	DEBITS	CREDITS	NET CHANGE	END BALANCE
TOTALS FOR FUND 0038						
WASTEWATER TREATMENT	650.00		251.20	671.20	-420.00	230.00
0040 JUDICIAL EDUCATION & SUPPORT						
0040 11010		0040				
CASH	8,957.24		100.35	.00	100.35	9,057.59
TOTALS FOR FUND 0040						
JUDICIAL EDUCATION & SUPPORT	8,957.24		100.35	.00	100.35	9,057.59
0041 CA PRETRIAL DIVERSION FUND						
0041 11010		0041				
CASH	233,183.29		3,994.75	2,370.68	1,624.07	234,807.36
TOTALS FOR FUND 0041						
CA PRETRIAL DIVERSION FUND	233,183.29		3,994.75	2,370.68	1,624.07	234,807.36
0043 DA PRETRIAL DIVERSION FUND						
0043 11010		0043				
CASH	131,753.93		2,825.89	4,237.42	-1,411.53	130,342.40
TOTALS FOR FUND 0043						
DA PRETRIAL DIVERSION FUND	131,753.93		2,825.89	4,237.42	-1,411.53	130,342.40
0044 COURT REPORTER SERVICE						
0044 11010		0044				
CASH	94,951.29		3,117.84	.00	3,117.84	98,069.13
TOTALS FOR FUND 0044						
COURT REPORTER SERVICE	94,951.29		3,117.84	.00	3,117.84	98,069.13
0045 COUNTY ATTY FEE						
0045 11010		0045				
CASH	3,985.13		8.49	.00	8.49	3,993.62
TOTALS FOR FUND 0045						
COUNTY ATTY FEE	3,985.13		8.49	.00	8.49	3,993.62
0046 COUNTY JURY FUND						
0046 11010		0046				
CASH	39,017.43		1,247.12	.00	1,247.12	40,264.55
TOTALS FOR FUND 0046						
COUNTY JURY FUND	39,017.43		1,247.12	.00	1,247.12	40,264.55
0047 JUROR DONATIONS						
0047 11010		0047				
CASH	60.00		.98	.98	.00	60.00



**ACCOUNT SUMMARY TRIAL BALANCE FOR FY26/DEC TO DEC**

FUND 0048

ACCOUNT ACCOUNT NAME	BEG. BALANCE	ORG	DEBITS	CREDITS	NET CHANGE	END BALANCE
TOTALS FOR FUND 0047						
JUROR DONATIONS	60.00		.98	.98	.00	60.00
0048 ELECTION CONTRACT SERVICES						
0048 11010		0048				
CASH	233,078.91		469.57	3,500.53	-3,030.96	230,047.95
TOTALS FOR FUND 0048						
ELECTION CONTRACT SERVICES	233,078.91		469.57	3,500.53	-3,030.96	230,047.95
0050 51ST DISTRICT ATTY FEE						
0050 11010		0050				
CASH	1,832.99		3.90	.00	3.90	1,836.89
TOTALS FOR FUND 0050						
51ST DISTRICT ATTY FEE	1,832.99		3.90	.00	3.90	1,836.89
0051 LATERAL ROAD						
0051 11010		0051				
CASH	104,214.45		222.00	.00	222.00	104,436.45
TOTALS FOR FUND 0051						
LATERAL ROAD	104,214.45		222.00	.00	222.00	104,436.45
0052 51ST DISTRICT ATTY FORFEITURE						
0052 11010		0052				
CASH	558,969.54		1,201.95	1,043.03	158.92	559,128.46
TOTALS FOR FUND 0052						
51ST DISTRICT ATTY FORFEITURE	558,969.54		1,201.95	1,043.03	158.92	559,128.46
0053 51ST DA OUTERCOUNTY						
0053 11010		0053				
CASH	14,602.22		26.41	2,931.45	-2,905.04	11,697.18
TOTALS FOR FUND 0053						
51ST DA OUTERCOUNTY	14,602.22		26.41	2,931.45	-2,905.04	11,697.18
0054 LOCAL PROVIDER PARTICIPATION						
0054 11010		0054				
CASH	13,154,499.84		7,743,257.36	20,000.00	7,723,257.36	20,877,757.20
TOTALS FOR FUND 0054						
LOCAL PROVIDER PARTICIPATION	13,154,499.84		7,743,257.36	20,000.00	7,723,257.36	20,877,757.20
0055 119TH DISTRICT ATTY FEE						
0055 11010		0055				
CASH	2,856.37		6.08	.00	6.08	2,862.45

# TOM GREEN COUNTY

## ACCOUNT SUMMARY TRIAL BALANCE FOR FY26/DEC TO DEC

FUND 0056

ACCOUNT ACCOUNT NAME	BEG. BALANCE	ORG	DEBITS	CREDITS	NET CHANGE	END BALANCE
TOTALS FOR FUND 0055						
119TH DISTRICT ATTY FEE	2,856.37		6.08	.00	6.08	2,862.45
0056 CIVIL STATE FEES						
0056 11010		0056				
CASH	58,026.14		25,118.06	99.73	25,018.33	83,044.47
TOTALS FOR FUND 0056						
CIVIL STATE FEES	58,026.14		25,118.06	99.73	25,018.33	83,044.47
0058 119TH DISTRICT ATTY FORFEITURE						
0058 11010		0058				
CASH	30,654.64		66.84	1,195.67	-1,128.83	29,525.81
TOTALS FOR FUND 0058						
119TH DISTRICT ATTY FORFEITURE	30,654.64		66.84	1,195.67	-1,128.83	29,525.81
0059 119TH DA OUTERCOUNTY						
0059 11010		0059				
CASH	188,408.57		10,286.45	7,094.21	3,192.24	191,600.81
TOTALS FOR FUND 0059						
119TH DA OUTERCOUNTY	188,408.57		10,286.45	7,094.21	3,192.24	191,600.81
0061 BATTERING INTER & PREV PRGM						
0061 11010		0061				
CASH	-3,013.98		12,225.98	4,141.28	8,084.70	5,070.72
TOTALS FOR FUND 0061						
BATTERING INTER & PREV PRGM	-3,013.98		12,225.98	4,141.28	8,084.70	5,070.72
0062 AIC/ACC ADDITIONAL FUNDING						
0062 11010		0062				
CASH	-59,676.95		855.00	28,249.35	-27,394.35	-87,071.30
TOTALS FOR FUND 0062						
AIC/ACC ADDITIONAL FUNDING	-59,676.95		855.00	28,249.35	-27,394.35	-87,071.30
0063 CONCHO VALLEY TAIP						
0063 11010		0063				
CASH	9,266.47		68,343.19	14,818.00	53,525.19	62,791.66
TOTALS FOR FUND 0063						
CONCHO VALLEY TAIP	9,266.47		68,343.19	14,818.00	53,525.19	62,791.66
0064 CONCHO VALLEY DRUG COURT						
0064 11010		0064				
CASH	-2,878.22		20,694.51	4,877.38	15,817.13	12,938.91



## ACCOUNT SUMMARY TRIAL BALANCE FOR FY26/DEC TO DEC

FUND 0065

ACCOUNT ACCOUNT NAME	BEG. BALANCE	ORG	DEBITS	CREDITS	NET CHANGE	END BALANCE
TOTALS FOR FUND 0064						
CONCHO VALLEY DRUG COURT	-2,878.22		20,694.51	4,877.38	15,817.13	12,938.91
0065 CSCD BASIC SUPERVISION						
0065 11010		0065				
CASH	2,548,044.75		3,006,883.94	3,012,448.05	-5,564.11	2,542,480.64
TOTALS FOR FUND 0065						
CSCD BASIC SUPERVISION	2,548,044.75		3,006,883.94	3,012,448.05	-5,564.11	2,542,480.64
0066 CRTC MALE CCF						
0066 11010		0066				
CASH	-72,783.53		1,085,706.58	256,173.26	829,533.32	756,749.79
TOTALS FOR FUND 0066						
CRTC MALE CCF	-72,783.53		1,085,706.58	256,173.26	829,533.32	756,749.79
0069 SUBSTANCE ABUSE CASELOAD						
0069 11010		0069				
CASH	-72,556.04		135,790.04	26,851.49	108,938.55	36,382.51
TOTALS FOR FUND 0069						
SUBSTANCE ABUSE CASELOAD	-72,556.04		135,790.04	26,851.49	108,938.55	36,382.51
0071 STATE & MUNICIPAL FEES						
0071 11010		0071				
CASH	24,610.71		10,251.48	8,580.58	1,670.90	26,281.61
TOTALS FOR FUND 0071						
STATE & MUNICIPAL FEES	24,610.71		10,251.48	8,580.58	1,670.90	26,281.61
0072 CRIMINAL STATE FEES						
0072 11010		0072				
CASH	113,022.06		66,998.78	195.15	66,803.63	179,825.69
TOTALS FOR FUND 0072						
CRIMINAL STATE FEES	113,022.06		66,998.78	195.15	66,803.63	179,825.69
0073 JUVENILE DELINQUENCY PREVENT						
0073 11010		0073				
CASH	692.62		1.48	.00	1.48	694.10
TOTALS FOR FUND 0073						
JUVENILE DELINQUENCY PREVENT	692.62		1.48	.00	1.48	694.10
0077 UNCLAIMED PROPERTY FUND						
0077 11010		0077				
CASH	20,361.03		67.39	43.41	23.98	20,385.01

# TOM GREEN COUNTY



## ACCOUNT SUMMARY TRIAL BALANCE FOR FY26/DEC TO DEC

FUND 0079

ACCOUNT ACCOUNT NAME	BEG. BALANCE	ORG	DEBITS	CREDITS	NET CHANGE	END BALANCE
TOTALS FOR FUND 0077						
UNCLAIMED PROPERTY FUND	20,361.03		67.39	43.41	23.98	20,385.01
0079 7TH ADMIN JUDICIAL REGION						
0079 11010		0079				
CASH	-7,318.00		7,318.00	7,318.00	.00	-7,318.00
TOTALS FOR FUND 0079						
7TH ADMIN JUDICIAL REGION	-7,318.00		7,318.00	7,318.00	.00	-7,318.00
0082 JUDICIAL EFFICIENCY						
0082 11010		0082				
CASH	37,003.91		2,217.86	.00	2,217.86	39,221.77
TOTALS FOR FUND 0082						
JUDICIAL EFFICIENCY	37,003.91		2,217.86	.00	2,217.86	39,221.77
0085 JUSTICE COURT SUPPORT FUND						
0085 11010		0085				
CASH	57,057.21		6,575.00	.00	6,575.00	63,632.21
TOTALS FOR FUND 0085						
JUSTICE COURT SUPPORT FUND	57,057.21		6,575.00	.00	6,575.00	63,632.21
0089 COB INTEREST & SINKING						
0089 11010		0089				
CASH	466,217.26		745,925.67	.00	745,925.67	1,212,142.93
TOTALS FOR FUND 0089						
COB INTEREST & SINKING	466,217.26		745,925.67	.00	745,925.67	1,212,142.93
0095 PAYROLL						
0095 11010		0095				
CASH	4,060.84		6,198,053.42	6,198,018.38	35.04	4,095.88
TOTALS FOR FUND 0095						
PAYROLL	4,060.84		6,198,053.42	6,198,018.38	35.04	4,095.88
0097 SHERIFF LEASE						
0097 11010		0097				
CASH	32,726.41		69.72	.00	69.72	32,796.13
TOTALS FOR FUND 0097						
SHERIFF LEASE	32,726.41		69.72	.00	69.72	32,796.13
0098 CHILD RESTRAINT STATE FEE						
0098 11010		0098				
CASH	739.48		219.06	1.52	217.54	957.02



## ACCOUNT SUMMARY TRIAL BALANCE FOR FY26/DEC TO DEC

FUND 0100

ACCOUNT ACCOUNT NAME	BEG. BALANCE	ORG	DEBITS	CREDITS	NET CHANGE	END BALANCE
TOTALS FOR FUND 0098						
CHILD RESTRAINT STATE FEE	739.48		219.06	1.52	217.54	957.02
0100 COUNTY ATTORNEY LEOSE						
0100 11010		0100				
CASH	2,908.18		6.01	.00	6.01	2,914.19
TOTALS FOR FUND 0100						
COUNTY ATTORNEY LEOSE	2,908.18		6.01	.00	6.01	2,914.19
0102 CONSTABLE #1 LEOSE						
0102 11010		0102				
CASH	7,965.76		16.97	.00	16.97	7,982.73
TOTALS FOR FUND 0102						
CONSTABLE #1 LEOSE	7,965.76		16.97	.00	16.97	7,982.73
0103 CONSTABLE #2 LEOSE						
0103 11010		0103				
CASH	11,081.10		23.61	.00	23.61	11,104.71
TOTALS FOR FUND 0103						
CONSTABLE #2 LEOSE	11,081.10		23.61	.00	23.61	11,104.71
0104 CONSTABLE #3 LEOSE						
0104 11010		0104				
CASH	4,396.26		9.37	.00	9.37	4,405.63
TOTALS FOR FUND 0104						
CONSTABLE #3 LEOSE	4,396.26		9.37	.00	9.37	4,405.63
0105 CONSTABLE #4 LEOSE						
0105 11010		0105				
CASH	5,444.26		11.60	.00	11.60	5,455.86
TOTALS FOR FUND 0105						
CONSTABLE #4 LEOSE	5,444.26		11.60	.00	11.60	5,455.86
0109 MHI SPEC NEEDS OFFENDER						
0109 11010		0109				
CASH	4,634.23		22,294.49	4,670.66	17,623.83	22,258.06
TOTALS FOR FUND 0109						
MHI SPEC NEEDS OFFENDER	4,634.23		22,294.49	4,670.66	17,623.83	22,258.06
0110 JUVENILE DEFERRED PROCESSING						
0110 11010		0110				
CASH	54,822.67		116.79	.00	116.79	54,939.46

# TOM GREEN COUNTY

## ACCOUNT SUMMARY TRIAL BALANCE FOR FY26/DEC TO DEC

FUND 0111

ACCOUNT ACCOUNT NAME	BEG. BALANCE	ORG	DEBITS	CREDITS	NET CHANGE	END BALANCE
TOTALS FOR FUND 0110						
JUVENILE DEFERRED PROCESSING	54,822.67		116.79	.00	116.79	54,939.46
0111 EXCESS CONTRIBUTIONS						
0111 11010		0111				
CASH	23,213.71		49.45	.00	49.45	23,263.16
TOTALS FOR FUND 0111						
EXCESS CONTRIBUTIONS	23,213.71		49.45	.00	49.45	23,263.16
0112 JUVENILE RESTITUTION						
0112 11010		0112				
CASH	4,497.89		591.68	9.43	582.25	5,080.14
TOTALS FOR FUND 0112						
JUVENILE RESTITUTION	4,497.89		591.68	9.43	582.25	5,080.14
0114 CHILD SAFETY FEE COUNTY SHARE						
0114 11010		0114				
CASH	51,012.76		1,597.00	.00	1,597.00	52,609.76
TOTALS FOR FUND 0114						
CHILD SAFETY FEE COUNTY SHARE	51,012.76		1,597.00	.00	1,597.00	52,609.76
0116 CRFC FEMALE CCF						
0116 11010		0116				
CASH	83,442.88		1,252,400.97	301,311.04	951,089.93	1,034,532.81
TOTALS FOR FUND 0116						
CRFC FEMALE CCF	83,442.88		1,252,400.97	301,311.04	951,089.93	1,034,532.81
0117 JUVENILE UNCLAIMED RESTITUTION						
0117 11010		0117				
CASH	5,930.63		22.05	.00	22.05	5,952.68
TOTALS FOR FUND 0117						
JUVENILE UNCLAIMED RESTITUTION	5,930.63		22.05	.00	22.05	5,952.68
0124 OPIOID ABATEMENT SETTLEMENT						
0124 11010		0124				
CASH	199,535.94		425.07	.00	425.07	199,961.01
TOTALS FOR FUND 0124						
OPIOID ABATEMENT SETTLEMENT	199,535.94		425.07	.00	425.07	199,961.01
0125 TGC BENEFITS TRUST						
0125 11010		0125				
CASH	43,263.00		517,269.48	529,013.16	-11,743.68	31,519.32



## ACCOUNT SUMMARY TRIAL BALANCE FOR FY26/DEC TO DEC

FUND 0150

ACCOUNT ACCOUNT NAME	BEG. BALANCE	ORG	DEBITS	CREDITS	NET CHANGE	END BALANCE
TOTALS FOR FUND 0125						
TGC BENEFITS TRUST	43,263.00		517,269.48	529,013.16	-11,743.68	31,519.32
0150 COMMUNITY RE-ENRICHMENT WORK						
0150 11010		0150				
CASH	-13,827.80		50,697.43	11,117.79	39,579.64	25,751.84
TOTALS FOR FUND 0150						
COMMUNITY RE-ENRICHMENT WORK	-13,827.80		50,697.43	11,117.79	39,579.64	25,751.84
0155 DOMESTIC VIOLENCE CASELOAD						
0155 11010		0155				
CASH	-15,057.71		32,670.46	8,580.36	24,090.10	9,032.39
TOTALS FOR FUND 0155						
DOMESTIC VIOLENCE CASELOAD	-15,057.71		32,670.46	8,580.36	24,090.10	9,032.39
0156 SEX OFFENDER COUNSELING						
0156 11010		0156				
CASH	-42,474.12		69,630.12	19,279.80	50,350.32	7,876.20
TOTALS FOR FUND 0156						
SEX OFFENDER COUNSELING	-42,474.12		69,630.12	19,279.80	50,350.32	7,876.20
0157 PRETRIAL DIVERSION PROGRAM						
0157 11010		0157				
CASH	-15,272.55		66,949.17	14,272.22	52,676.95	37,404.40
TOTALS FOR FUND 0157						
PRETRIAL DIVERSION PROGRAM	-15,272.55		66,949.17	14,272.22	52,676.95	37,404.40
0401 SHERIFF FORFEITURE						
0401 11010		0401				
CASH	165,960.80		353.93	.00	353.93	166,314.73
TOTALS FOR FUND 0401						
SHERIFF FORFEITURE	165,960.80		353.93	.00	353.93	166,314.73
0500 STATE AID REGIONAL						
0500 11010		0500				
CASH	.00		120,102.46	120,102.46	.00	.00
TOTALS FOR FUND 0500						
STATE AID REGIONAL	.00		120,102.46	120,102.46	.00	.00
0503 COMM CORRECTIONS LOCAL						
0503 11010		0503				
CASH	118,214.48		2,022.06	2,368.62	-346.56	117,867.92

# TOM GREEN COUNTY



## ACCOUNT SUMMARY TRIAL BALANCE FOR FY26/DEC TO DEC

FUND 0504

ACCOUNT ACCOUNT NAME	BEG. BALANCE	ORG	DEBITS	CREDITS	NET CHANGE	END BALANCE
TOTALS FOR FUND 0503						
COMM CORRECTIONS LOCAL	118,214.48		2,022.06	2,368.62	-346.56	117,867.92
0504 TITLE IV E REGIONAL						
0504 11010		0504				
CASH	128,649.59		298.82	5,428.82	-5,130.00	123,519.59
TOTALS FOR FUND 0504						
TITLE IV E REGIONAL	128,649.59		298.82	5,428.82	-5,130.00	123,519.59
0508 TYC REGIONAL						
0508 11010		0508				
CASH	13,423.28		30.01	30.01	.00	13,423.28
TOTALS FOR FUND 0508						
TYC REGIONAL	13,423.28		30.01	30.01	.00	13,423.28
0509 PRIOR YR INTEREST REGIONAL						
0509 11010		0509				
CASH	28,025.74		499.90	.00	499.90	28,525.64
TOTALS FOR FUND 0509						
PRIOR YR INTEREST REGIONAL	28,025.74		499.90	.00	499.90	28,525.64
0517 TITLE IV E INT COKE						
0517 11010		0517				
CASH	22,167.94		298.82	.00	298.82	22,466.76
TOTALS FOR FUND 0517						
TITLE IV E INT COKE	22,167.94		298.82	.00	298.82	22,466.76
0541 TGC DIVERSION GRANT						
0541 11010		0541				
CASH	1,778.00		3.97	3.97	.00	1,778.00
TOTALS FOR FUND 0541						
TGC DIVERSION GRANT	1,778.00		3.97	3.97	.00	1,778.00
0542 TJJD AWARD						
0542 11010		0542				
CASH	97,670.84		218.34	9,097.50	-8,879.16	88,791.68
TOTALS FOR FUND 0542						
TJJD AWARD	97,670.84		218.34	9,097.50	-8,879.16	88,791.68
0565 STATE AID REG						
0565 11010		0565				
CASH	50,602.07		21,382.64	43,523.76	-22,141.12	28,460.95



## ACCOUNT SUMMARY TRIAL BALANCE FOR FY26/DEC TO DEC

FUND 0566

ACCOUNT ACCOUNT NAME	BEG. BALANCE	ORG	DEBITS	CREDITS	NET CHANGE	END BALANCE
TOTALS FOR FUND 0565						
STATE AID REG	50,602.07		21,382.64	43,523.76	-22,141.12	28,460.95
0566 STATE SALARY ADJUSTMENT						
0566 11010		0566				
CASH	11,506.67		1,010.21	1,110.30	-100.09	11,406.58
TOTALS FOR FUND 0566						
STATE SALARY ADJUSTMENT	11,506.67		1,010.21	1,110.30	-100.09	11,406.58
0575 STATE AID TGC						
0575 11010		0575				
CASH	417,505.17		92,728.58	313,998.62	-221,270.04	196,235.13
TOTALS FOR FUND 0575						
STATE AID TGC	417,505.17		92,728.58	313,998.62	-221,270.04	196,235.13
0576 ST SALARY ADJUSTMENT						
0576 11010		0576				
CASH	293,376.49		689.41	30,351.35	-29,661.94	263,714.55
TOTALS FOR FUND 0576						
ST SALARY ADJUSTMENT	293,376.49		689.41	30,351.35	-29,661.94	263,714.55
0577 DSA -DETENTION BED EXPANSION						
0577 11010		0577				
CASH	527,891.65		1,851.05	61,758.72	-59,907.67	467,983.98
TOTALS FOR FUND 0577						
DSA -DETENTION BED EXPANSION	527,891.65		1,851.05	61,758.72	-59,907.67	467,983.98
0582 TYC TGC PAROLE SERVICES						
0582 11010		0582				
CASH	42,252.60		434.45	94.45	340.00	42,592.60
TOTALS FOR FUND 0582						
TYC TGC PAROLE SERVICES	42,252.60		434.45	94.45	340.00	42,592.60
0583 TITLE IV E TGC						
0583 11010		0583				
CASH	1,060,115.75		71,196.26	9,197.80	61,998.46	1,122,114.21
TOTALS FOR FUND 0583						
TITLE IV E TGC	1,060,115.75		71,196.26	9,197.80	61,998.46	1,122,114.21
0595 SPECIAL NEEDS DIVERSIONARY PRM						
0595 11010		0595				
CASH	24,881.68		59.13	2,933.83	-2,874.70	22,006.98

# TOM GREEN COUNTY



## ACCOUNT SUMMARY TRIAL BALANCE FOR FY26/DEC TO DEC

FUND 0596

ACCOUNT ACCOUNT NAME	BEG. BALANCE	ORG	DEBITS	CREDITS	NET CHANGE	END BALANCE
TOTALS FOR FUND 0595						
SPECIAL NEEDS DIVERSIONARY PRM	24,881.68		59.13	2,933.83	-2,874.70	22,006.98
0596 PIDPP - GRANT "S"						
0596 11010		0596				
CASH	67,023.30		150.13	6,242.93	-6,092.80	60,930.50
TOTALS FOR FUND 0596						
PIDPP - GRANT "S"	67,023.30		150.13	6,242.93	-6,092.80	60,930.50
0597 TITLE IV E INT TGC						
0597 11010		0597				
CASH	91,791.50		2,377.63	.00	2,377.63	94,169.13
TOTALS FOR FUND 0597						
TITLE IV E INT TGC	91,791.50		2,377.63	.00	2,377.63	94,169.13
0599 PRIOR YR INTEREST TGC						
0599 11010		0599				
CASH	56,409.63		3,469.87	.00	3,469.87	59,879.50
TOTALS FOR FUND 0599						
PRIOR YR INTEREST TGC	56,409.63		3,469.87	.00	3,469.87	59,879.50
0600 REIM FOR MANDATED FUNDING						
0600 11010		0600				
CASH	80,855.94		10,396.93	94,655.88	-84,258.95	-3,403.01
TOTALS FOR FUND 0600						
REIM FOR MANDATED FUNDING	80,855.94		10,396.93	94,655.88	-84,258.95	-3,403.01
0613 DISTRICT ATTY GRANTS						
0613 11010		0613				
CASH	-22,336.67		7,258.07	10,286.76	-3,028.69	-25,365.36
TOTALS FOR FUND 0613						
DISTRICT ATTY GRANTS	-22,336.67		7,258.07	10,286.76	-3,028.69	-25,365.36
0622 CONCHO VALLEY PUBLIC DEFENDER						
0622 11010		0622				
CASH	-811,074.44		461,641.55	342,139.82	119,501.73	-691,572.71
TOTALS FOR FUND 0622						
CONCHO VALLEY PUBLIC DEFENDER	-811,074.44		461,641.55	342,139.82	119,501.73	-691,572.71
0625 COUNTY ATTY GRANTS						
0625 11010		0625				
CASH	-9,556.48		6,494.98	3,061.50	3,433.48	-6,123.00



## ACCOUNT SUMMARY TRIAL BALANCE FOR FY26/DEC TO DEC

FUND 0631

ACCOUNT ACCOUNT NAME	BEG. BALANCE	ORG	DEBITS	CREDITS	NET CHANGE	END BALANCE
TOTALS FOR FUND 0625						
COUNTY ATTY GRANTS	-9,556.48		6,494.98	3,061.50	3,433.48	-6,123.00
0631 SB22						
0631 11010		0631				
CASH	2,141,470.94		4,583.18	92,117.17	-87,533.99	2,053,936.95
TOTALS FOR FUND 0631						
SB22	2,141,470.94		4,583.18	92,117.17	-87,533.99	2,053,936.95
0654 SHERIFF GRANTS						
0654 11010		0654				
CASH	-37,021.13		8,329.73	11,601.43	-3,271.70	-40,292.83
TOTALS FOR FUND 0654						
SHERIFF GRANTS	-37,021.13		8,329.73	11,601.43	-3,271.70	-40,292.83
0699 BLOCK GRANTS						
0699 11010		0699				
CASH	1,083,752.74		4,591.17	66,939.70	-62,348.53	1,021,404.21
TOTALS FOR FUND 0699						
BLOCK GRANTS	1,083,752.74		4,591.17	66,939.70	-62,348.53	1,021,404.21
REPORT TOTALS	30,551,105.75		36,184,114.17	24,941,286.77	11,242,827.40	41,793,933.15 *
** END OF REPORT - Generated by JENNIFER ENGLERT **						

# TOM GREEN COUNTY



## ACCOUNT SUMMARY TRIAL BALANCE FOR FY26/DEC TO DEC

FUND 0001

ACCOUNT ACCOUNT NAME	BEG. BALANCE	ORG	DEBITS	CREDITS	NET CHANGE	END BALANCE
0001 11513 FFBNK CERTIFICATE OF DEPOSITS	16,658,000.00	0001	734,000.00	2,199,000.00	-1,465,000.00	15,193,000.00
0001 11515 TEXAS CLASS	4,122,624.57	0001	5,028,757.56	1,197.97	5,027,559.59	9,150,184.16
0001 11516 TEX STAR INVESTMENTS	3,106,687.99	0001	10,162.95	.00	10,162.95	3,116,850.94
0001 11517 TEXPOOL INVESTMENTS	1,537,221.13	0001	5,039.41	.00	5,039.41	1,542,260.54
0001 11518 TEXPOOL PRIME INVESTMENTS	2,898,418.79	0001	9,787.54	.00	9,787.54	2,908,206.33
0001 11519 LOGIC INVESTMENTS	7,237,874.53	0001	24,327.47	.00	24,327.47	7,262,202.00
TOTALS FOR FUND 0001 GENERAL FUND	35,560,827.01		5,812,074.93	2,200,197.97	3,611,876.96	39,172,703.97
0078 BAIL BOND COLLATERAL						
0078 11513 CERTIFICATE OF DEPOSITS	400,000.00	0078	.00	.00	.00	400,000.00
0078 11515 CLEAR TEXAS CLASS	326,232.01	0078	1,102.94	.00	1,102.94	327,334.95
0078 11515 QUICK TEXAS CLASS	28,106.17	0078	95.03	.00	95.03	28,201.20
TOTALS FOR FUND 0078 BAIL BOND COLLATERAL	754,338.18		1,197.97	.00	1,197.97	755,536.15
REPORT TOTALS	36,315,165.19		5,813,272.90	2,200,197.97	3,613,074.93	39,928,240.12

\*\*\* END OF REPORT - Generated by JENNIFER ENGLERT \*\*\*



Interest Rates

Interest Posted

Bank Service Charge

Credit Card Balance

Electronic Filing Balance

**First Financial**

**Texas Class**

**Texpool**

**Texpool Prime**

**TexStar**

**Logic**

Fiscal	Interest Rate **	Interest Rate Average Yield	Interest Rate Average Monthly Rate	Interest Rate Average Monthly Rate	Interest Rate Average Monthly Rate	Interest Rate Average Monthly Rate
Sep-25	3.4278%	4.3496%	4.2520%	4.3584%	4.2135%	4.3317%
Oct-25	3.3235%	4.2753%	4.1418%	4.2486%	4.1164%	4.2418%
Nov-25	3.2923%	4.1068%	3.9885%	4.1085%	3.9802%	4.0905%
Dec-25	3.1518%	3.9690%	3.8270%	3.9977%	3.8246%	3.9519%
Jan-26	0.0000%	0.0000%	0.0000%	0.0000%	0.0000%	0.0000%
Feb-26	0.0000%	0.0000%	0.0000%	0.0000%	0.0000%	0.0000%
Mar-26	0.0000%	0.0000%	0.0000%	0.0000%	0.0000%	0.0000%
Apr-26	0.0000%	0.0000%	0.0000%	0.0000%	0.0000%	0.0000%
May-26	0.0000%	0.0000%	0.0000%	0.0000%	0.0000%	0.0000%
Jun-26	0.0000%	0.0000%	0.0000%	0.0000%	0.0000%	0.0000%
Jul-26	0.0000%	0.0000%	0.0000%	0.0000%	0.0000%	0.0000%
Aug-26	0.0000%	0.0000%	0.0000%	0.0000%	0.0000%	0.0000%
Sep-26	0.0000%	0.0000%	0.0000%	0.0000%	0.0000%	0.0000%
		Average Yield	Average Monthly Rate	Average Monthly Rate	Average Monthly Rate	Average Monthly Rate

Disclaimer

**\*\* First Financial Interest post monthly on or after 15th**

**Depending on when the report is submitted to court, it may be not be included**



01/12/2026  
15:48:05

TOM GREEN COUNTY  
FY26 INTEREST EARNED AS OF 01/12/26

PAGE 1  
glflxrpt

*posted*

FROM 2026 03 TO 2026 03

	ORIGINAL APPROP	TRANFRS/ ADJSTMTS	REVISED BUDGET	ACTUALS	ENCUMBRANCES	AVAILABLE BUDGET	PCT USED
43701 DEPOSITORY INTEREST	509,140	0	509,140	134,284.88	.00	374,855.12	26.4%
TOTAL REVENUES	509,140	0	509,140	134,284.88	.00	374,855.12	
43703 CERTIFICATE OF DEPOSIT INTERES	525,000	0	525,000	114,131.93	.00	410,868.07	21.7%
TOTAL REVENUES	525,000	0	525,000	114,131.93	.00	410,868.07	
43705 TEXAS CLASS INTEREST	950,000	0	950,000	27,559.59	.00	922,440.41	2.9%
TOTAL REVENUES	950,000	0	950,000	27,559.59	.00	922,440.41	
43707 TEXPOOL INTEREST	50,000	0	50,000	5,039.41	.00	44,960.59	10.1%
TOTAL REVENUES	50,000	0	50,000	5,039.41	.00	44,960.59	
43708 TEXPOOL PRIME INTEREST	75,000	0	75,000	9,787.54	.00	65,212.46	13.1%
TOTAL REVENUES	75,000	0	75,000	9,787.54	.00	65,212.46	
43712 MINERAL INTEREST	750	0	750	.00	.00	750.00	.0%
TOTAL REVENUES	750	0	750	.00	.00	750.00	
43716 TEXSTAR INTEREST	100,000	0	100,000	10,162.95	.00	89,837.05	10.2%
TOTAL REVENUES	100,000	0	100,000	10,162.95	.00	89,837.05	
43719 LOGIC INTEREST	150,000	0	150,000	24,327.47	.00	125,672.53	16.2%
TOTAL REVENUES	150,000	0	150,000	24,327.47	.00	125,672.53	
GRAND TOTAL	2,359,890	0	2,359,890	325,293.77	.00	2,034,596.23	13.8%

01/12/2026  
15:47:05

TOM GREEN COUNTY  
FY26 BANK SERVICE AS OF 01/12/26

PAGE 1  
glflxrpt

FROM 2026 03 TO 2026 03

	ORIGINAL APPROP	TRANFRS/ ADJSTMTS	REVISED BUDGET	ACTUALS	ENCUMBRANCES	AVAILABLE BUDGET	PCT USED
70444 BANK SVC CHARGES	10,000	0	10,000	301.48	.00	9,698.52	3.0%
TOTAL EXPENSES	10,000	0	10,000	301.48	.00	9,698.52	
GRAND TOTAL	10,000	0	10,000	301.48	.00	9,698.52	3.0%



# TOM GREEN COUNTY



## ACCOUNT SUMMARY TRIAL BALANCE FOR FY26/DEC TO DEC

FUND 0001

ACCOUNT ACCOUNT NAME	BEG. BALANCE	ORG	DEBITS	CREDITS	NET CHANGE	END BALANCE
0001 11703 COUNTY CLERK CREDIT CARD	147.50	0001	40,904.80	37,726.00	3,178.80	3,326.30
0001 11714 DISTRICT CLERK CREDIT CARD	2,214.12	0001	36,296.78	33,977.00	2,319.78	4,533.90
0001 11715 JP1 CREDIT CARD CLEARING ACCT	619.78	0001	11,438.40	11,680.00	-241.60	378.18
0001 11716 JP2 CREDIT CARD CLEARING ACCT	275.30	0001	40,430.90	36,413.00	4,017.90	4,293.20
0001 11717 JP3 CREDIT CARD CLEARING ACCT	26.63	0001	39,050.93	35,058.40	3,992.53	4,019.16
0001 11718 JP4 CREDIT CARD CLEARING ACCT	-53.79	0001	19,786.74	17,855.00	1,931.74	1,877.95
0001 11723 COUNTY CLERK EFILE ACCOUNT	39.40	0001	15,261.40	12,997.00	2,264.40	2,303.80
0001 11724 DISTRICT CLERK EFILE ACCOUNT	1,127.90	0001	15,351.70	14,600.00	751.70	1,879.60
0001 11725 JP#1 EFILE ACCOUNT	5.00	0001	241.00	236.00	5.00	10.00
0001 11726 JP#2 EFILE ACCOUNT	5.00	0001	1,339.00	1,056.00	283.00	288.00
0001 11727 JP#3 EFILE ACCOUNT	5.00	0001	236.00	236.00	.00	5.00
0001 11728 JP#4 EFILE ACCOUNT	59.00	0001	1,959.00	1,881.00	78.00	137.00
0001 11750 ACH/WIRE BANK ACCOUNT IRS	-383.00	0001	124.00	124.00	.00	-383.00
0001 11780 LIBRARY CREDIT CARD CLEARING	288.97	0001	2,027.44	2,001.66	25.78	314.75
0001 11785 PARKS CREDIT CARD CLEARING	388.00	0001	335.00	335.00	.00	388.00
<b>TOTALS FOR FUND 0001</b>	<b>4,764.81</b>		<b>224,783.09</b>	<b>206,176.06</b>	<b>18,607.03</b>	<b>23,371.84</b>
0062 AIC/ACC ADDITIONAL FUNDING						
0062 11765 CSCD BOND CREDIT CARD CLEARING	20.00	0062	230.00	190.00	40.00	60.00
<b>TOTALS FOR FUND 0062</b>	<b>20.00</b>		<b>230.00</b>	<b>190.00</b>	<b>40.00</b>	<b>60.00</b>
<b>REPORT TOTALS</b>	<b>4,784.81</b>		<b>225,013.09</b>	<b>206,366.06</b>	<b>18,647.03</b>	<b>23,431.84</b>
** END OF REPORT - Generated by JENNIFER ENGLERT **						

# Bond Indebtedness

## FY2026 Beginning Balances

- Certificate of Obligation Series 2015
  - \$19,540,000
- Certificate of Obligation Series 2017
  - \$6,890,000
- Certificate of Obligation Series 2018
  - \$6,095,000
- General Obligation Refunding Bonds Series 2025
  - \$15,275,000

*Principal due annually on February 1<sup>st</sup>*

*Interest due semiannually on February 1<sup>st</sup> and on August 1<sup>st</sup>*

*Payments are processed the month before the due date.*



# **TOM GREEN COUNTY INDEBTEDNESS**

**Nov-25** Report

## **COMBINATION TAX & LIMITED SURPLUS REVENUE**

### **CERTIFICATES OF OBLIGATION ,SERIES 2015**

**Called 16,175,000.00 Sept 2025 - Treasurer received report 12/03/25**

<b>BALANCE OUTSTANDING</b>	<b>PRINCIPAL PAYMENT DUE</b>	<b>CURRENT BALANCE OUTSTANDING</b>	<b>SCHEDULED DUE DATE</b>
19,540,000.00	\$2,125,000.00	17,415,000.00	01-Feb-26
17,415,000.00	\$0.00	17,415,000.00	01-Feb-27 Called Series 2025
17,415,000.00	\$2,325,000.00	15,090,000.00	01-Feb-28
15,090,000.00	\$0.00	15,090,000.00	01-Feb-29 Called Series 2025
15,090,000.00	\$2,520,000.00	12,570,000.00	01-Feb-30
12,570,000.00	\$0.00	12,570,000.00	01-Feb-31 Called Series 2025
12,570,000.00	\$0.00	12,570,000.00	01-Feb-32 Called Series 2025
12,570,000.00	\$2,880,000.00	9,690,000.00	01-Feb-33
9,690,000.00	\$0.00	9,690,000.00	01-Feb-34 Called Series 2025
9,690,000.00	\$0.00	9,690,000.00	01-Feb-35 Called Series 2025
9,690,000.00	\$3,270,000.00	6,420,000.00	01-Feb-36
6,420,000.00	\$3,395,000.00	3,025,000.00	01-Feb-37
3,025,000.00	\$3,025,000.00	0.00	01-Feb-38

**CERTIFICATES OF OBLIGATION ,SERIES 2017**  
**Cusip Prefix 889642**

<b>BALANCE OUTSTANDING</b>	<b>PRINCIPAL PAYMENT DUE</b>	<b>CURRENT BALANCE OUTSTANDING</b>	<b>SCHEDULED DUE DATE</b>
6,890,000.00	\$415,000.00	6,475,000.00	01-Feb-26 GS7
6,475,000.00	\$430,000.00	6,045,000.00	01-Feb-27 GT5
6,045,000.00	\$445,000.00	5,600,000.00	01-Feb-28 GU2
5,600,000.00	\$500,000.00	5,100,000.00	01-Feb-29 GV0
5,100,000.00	\$510,000.00	4,590,000.00	01-Feb-30 GV0
4,590,000.00	\$525,000.00	4,065,000.00	01-Feb-31 GV0
4,065,000.00	\$540,000.00	3,525,000.00	01-Feb-32 GV0
3,525,000.00	\$555,000.00	2,970,000.00	01-Feb-33 GV0
2,970,000.00	\$570,000.00	2,400,000.00	01-Feb-34 GV0
2,400,000.00	\$585,000.00	1,815,000.00	01-Feb-35 GV0
1,815,000.00	\$600,000.00	1,215,000.00	01-Feb-36 GV0
1,215,000.00	\$615,000.00	600,000.00	01-Feb-37 GV0
600,000.00	\$600,000.00	0.00	01-Feb-38 GW8



**CERTIFICATES OF OBLIGATION ,SERIES 2018**

**Cusip NO. Prefix: 889642**

<b>BALANCE OUTSTANDING</b>	<b>PRINCIPAL AMOUNT DUE</b>	<b>CURRENT BALANCE OUTSTANDING</b>	<b>SCHEDULED DUE DATE</b>
6,095,000.00	\$340,000.00	\$5,755,000.00	1-Feb-26 HE7
5,755,000.00	\$355,000.00	\$5,400,000.00	1-Feb-27 HF4
5,400,000.00	\$375,000.00	\$5,025,000.00	1-Feb-28 HG2
5,025,000.00	\$390,000.00	\$4,635,000.00	1-Feb-29 HH0
4,635,000.00	\$400,000.00	\$4,235,000.00	1-Feb-30 HJ6
4,235,000.00	\$415,000.00	\$3,820,000.00	1-Feb-31 HK3
3,820,000.00	\$425,000.00	\$3,395,000.00	1-Feb-32 HK3
3,390,000.00	\$440,000.00	\$2,950,000.00	1-Feb-33 HK3
2,945,000.00	\$455,000.00	\$2,490,000.00	1-Feb-34 HK3
2,490,000.00	\$470,000.00	\$2,020,000.00	1-Feb-35 HK3
2,020,000.00	\$485,000.00	\$1,535,000.00	1-Feb-36 HK3
1,540,000.00	\$500,000.00	\$1,040,000.00	1-Feb-37 HK3
1,040,000.00	\$515,000.00	\$525,000.00	1-Feb-38 HK3
530,000.00	\$530,000.00	\$0.00	1-Feb-39 HM9

**General Obligation Refunding Bonds**

**GENERAL OBLIGATION SERIES 2025**

**ORIGINAL DEBT ISSUED \$15,275,000**

<b>BALANCE OUTSTANDING</b>	<b>PRINCIPAL PAYMENT DUE</b>	<b>CURRENT BALANCE OUTSTANDING</b>	<b>SCHEDULED DUE DATE</b>
15,275,000.00	\$970,000.00	14,305,000.00	01-Feb-26
14,305,000.00	\$3,160,000.00	11,145,000.00	01-Feb-27
11,145,000.00	\$0.00	11,145,000.00	01-Feb-28
11,145,000.00	\$2,215,000.00	8,930,000.00	01-Feb-29
8,930,000.00	\$0.00	8,930,000.00	01-Feb-30
8,930,000.00	\$2,020,000.00	6,910,000.00	01-Feb-31
6,910,000.00	\$2,125,000.00	4,785,000.00	01-Feb-32
4,785,000.00	\$0.00	4,785,000.00	01-Feb-33
4,785,000.00	\$2,335,000.00	2,450,000.00	01-Feb-34
2,450,000.00	\$2,450,000.00	0.00	01-Feb-35

\*\* County Treasurer Received documentation on December 3, 2025



# Bank Collateral

## **FHL Bank Dallas**

### **Irrevocable Standby Letter of Credit**

**LOC #10022048            \$47,000,000.00**

**Effective Date:            March 31, 2025**

**Expiration Date:         March 31, 2026**

## **Additional**

## **FHL Bank Dallas**

### **Irrevocable Standby Letter of Credit**

**LOC #10031621            \$15,000,000.00**

**Effective Date:            August 1, 2025**

**Expiration Date:         December 31, 2026**

Local Government Code Sec. 116.084. INADEQUATE SECURITY. If for any reason the county funds on deposit with the county depository exceed the amount of security pledged, the depository shall immediately pledge additional security with the commissioners court.

Acts 1987, 70th Leg., ch. 149, Sec. 1, eff. Sept. 1, 1987.